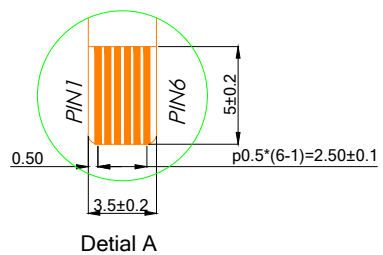
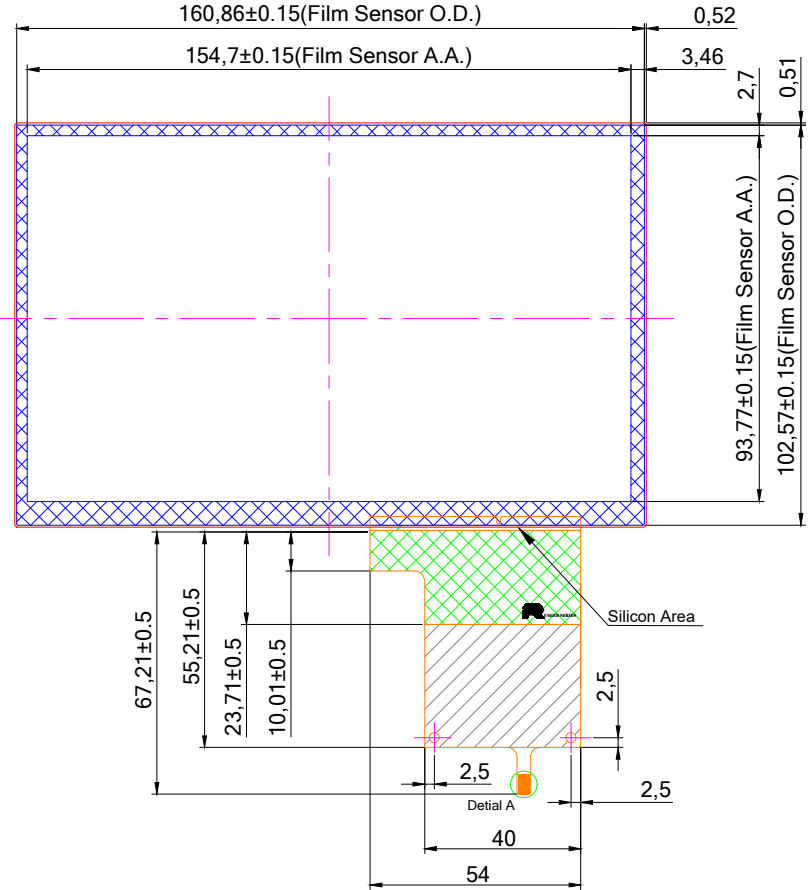
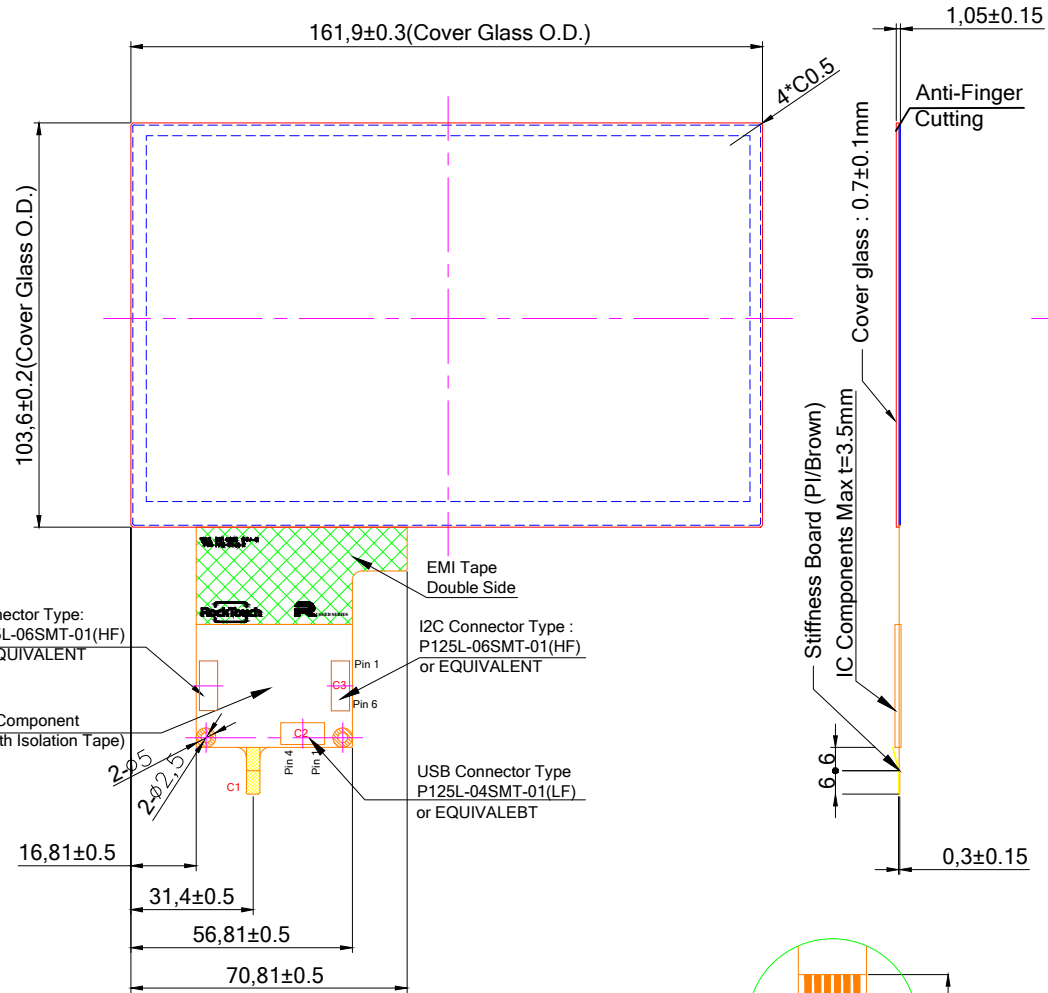


Front VIEW

Back VIEW



C1:USB Interface		C2: Pin Define for USB 4 pin		C3: Pin Define for I2C 6 pin	
Pin 01	VDD(5V)	Pin 01	GND	Pin 01	GND
Pin 02	D-	Pin 02	D-	Pin 02	SDA
Pin 03	D+	Pin 03	D+	Pin 03	SCL
Pin 04	GND	Pin 04	VDD	Pin 04	VDD(5V)
Pin 05	RST			Pin 05	INT
Pin 06	NC			Pin 06	RST

- Spec:
- 1. General O.D. Tolerance : ±0.3
 - 2. Border Type : Matte
 - 3. Glass Type : C.S.
 - 4. Surface Treatment : None
 - 5. Background Printing : None
 - 6. Logo Printing : None
 - 7. Transmittance Level : >85%
 - 8. Important Notes :

Note:

A. Distance between LCD and Touch need to have minimum 1 mm otherwise thinner dimension can cause noise problem between LCD and touch screen

B. If customer put a front conductive bezel all around we need to have minimum thickness of 2mm, if the thickness is lower can cause interference

C. Refer to the integration guide to avoid any integration noise issue

D. Before mass production customer needs to ask custom firmware for his final machine

Customer Approval		Part Number		RTPC070W-R07TG1-C	
Date	Rev	Date	Person	Description	
Company					
Name					
Signature		Date	Design By	Check By	Approved By
		20181228	Jeff		



Date _____ Drawing Number _____